

# KIPP Durham College Preparatory

2020~

School Website: <http://kipperc.org/school-details/kipp-durham-college-prep-public-school/>

Grade Span: 05-08 Charter: Yes  
1107 Holloway Street, Durham, NC 27701

[Compare to Other Schools](#)

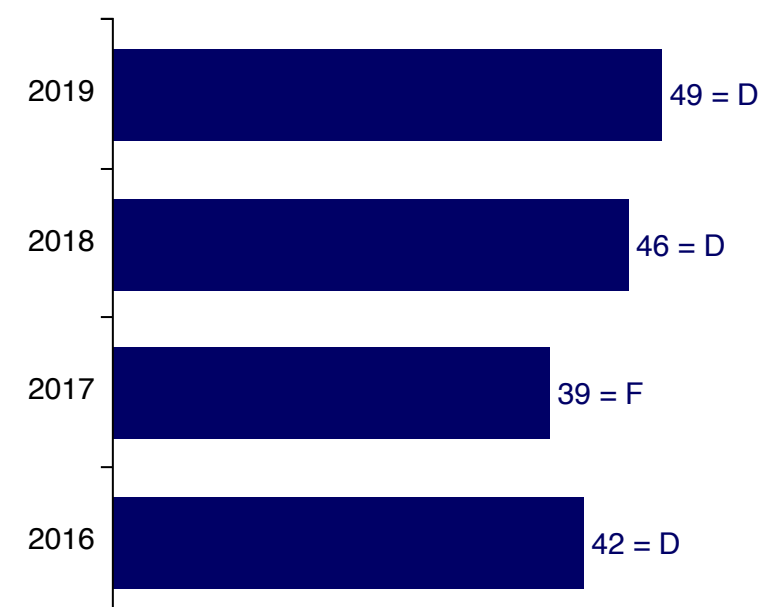
The data for **Durham Public Schools** has been added to the comparison charts below because **KIPP Durham College Preparatory** is located in that county.

## 2019-20 Overall Performance i

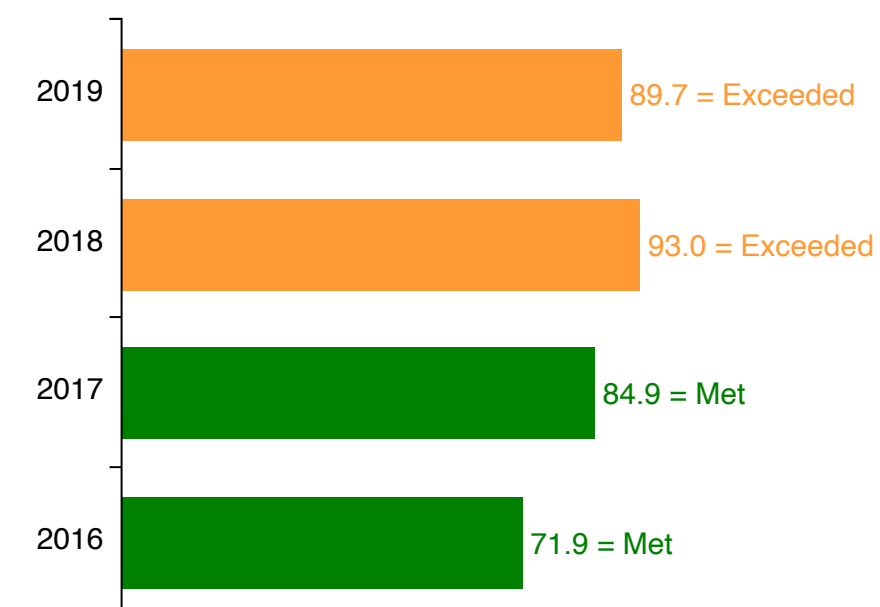
[View Performance by School or District](#) | [View Performance by Subgroup](#)

**Note on missing data:** On March 23, 2020, the U.S. Department of Education approved North Carolina's request to waive spring statewide assessments, accountability ratings, and certain reporting requirements in the Elementary and Secondary Education Act (ESEA) for the 2019-2020 school year due to widespread school closures related to the novel Coronavirus disease (COVID-19).

Performance Grade Score History



Academic Growth History

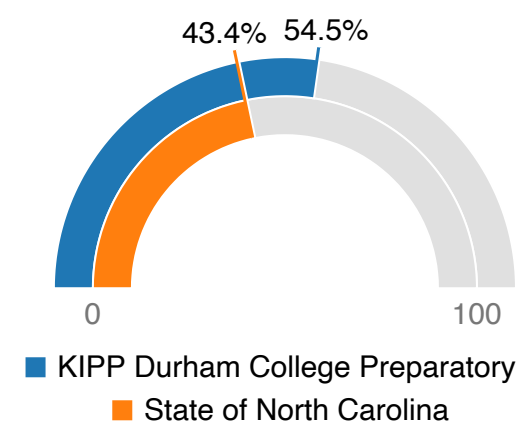


Note - To protect student privacy, some data values for small groups will be suppressed as "> 95%" or "< 5%" in the charts or tables below. For counts less than 10, no data will be displayed.

## 2019-20 Student Characteristics & Participation

This section describes some key measures about the students at this school.

### Percentage Economically Disadvantaged ⓘ



## 2019-20 Student Performance

Student Performance by School/District | Student Performance by Subgroup

This section describes student performance in various test subject areas. Student test performance is reported as one of five achievement levels ⓘ. Levels 1 and 2 are below grade level. Level 3 is grade level proficient. Levels 4 and 5 indicate students are on track for career and college readiness. For math, student test performance is reported as one of four achievement levels. Not Proficient is below grade level. Level 3 is grade level proficient, Levels 4 and 5 indicate students are on track for career and college readiness.

### Proficiency in Subject Areas

### Other Measures

#### Students with Disabilities Alternate Test Participation

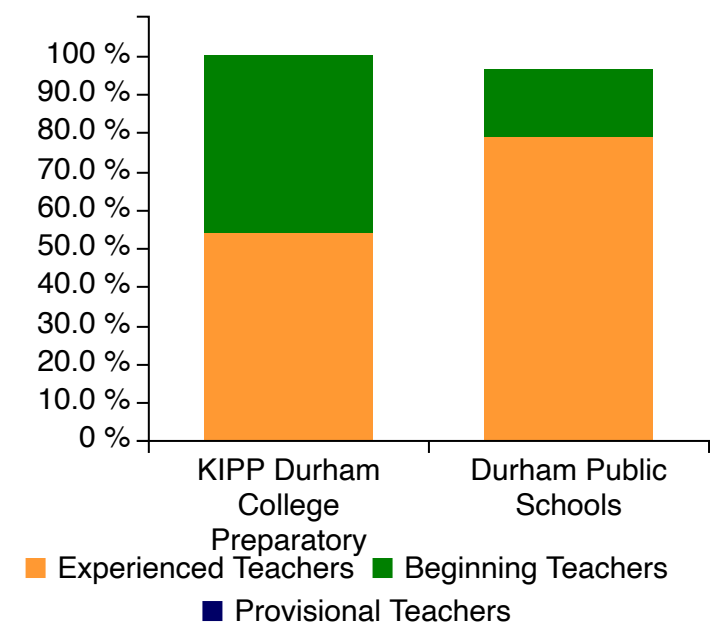
The percent of tested students is expected to be below 1% at the state level. Most schools have so few students that this information may be masked to protect student privacy. ⓘ

## 2019-20 Teachers and Qualifications

This section provides information on teachers and their qualifications.

Summary Chart | Table

### Teacher Qualifications



## 2019-20 School Environment

[View Environment by School/District](#)

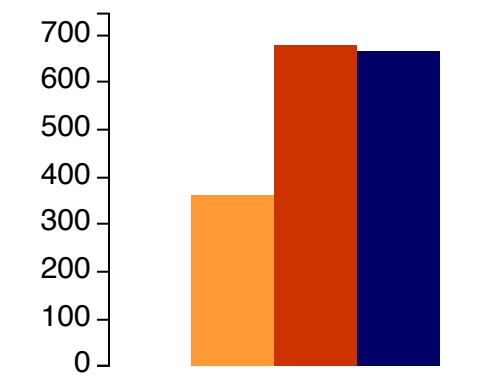
[View Environment by Subgroup](#)

This section provides information on the school environment and facilities

### Total Students

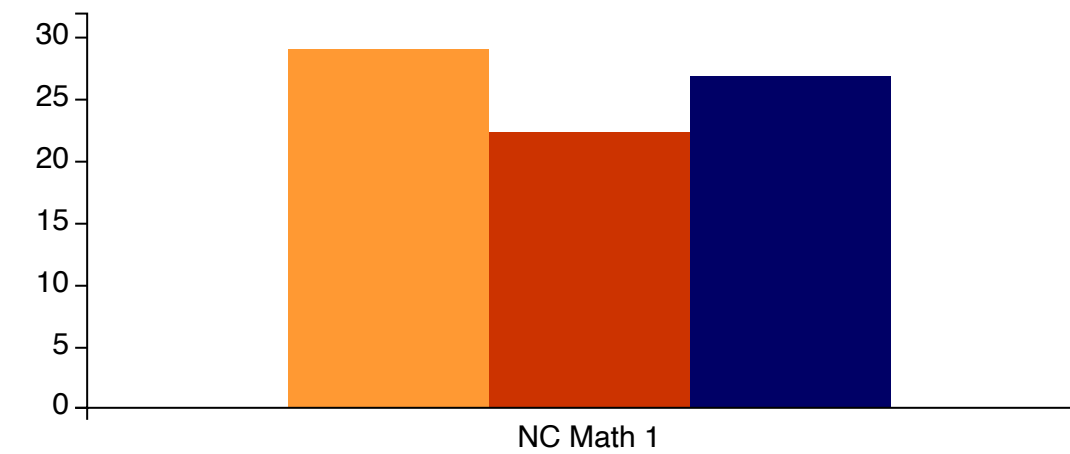
# 359

#### Student Enrollment <sup>i</sup>



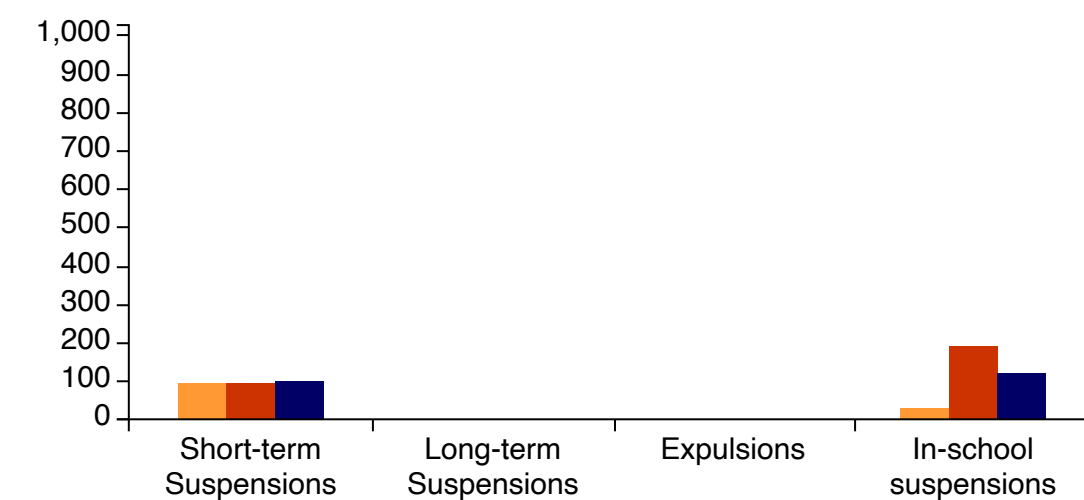
■ KIPP Durham College Preparatory  
■ Durham Public Schools  
■ State of North Carolina

#### Average Class Size <sup>i</sup>



■ KIPP Durham College Preparatory  
■ Durham Public Schools  
■ State of North Carolina

#### Suspension and Expulsion Rates (per 1000 students) <sup>i</sup>



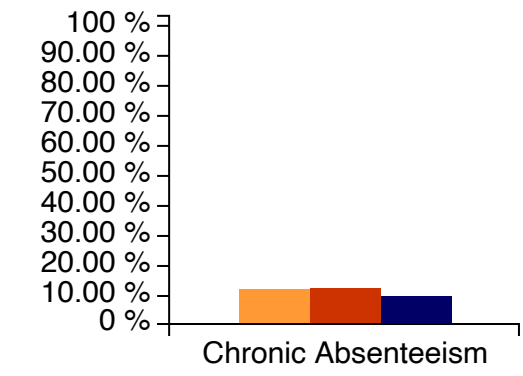
■ KIPP Durham College Preparatory  
■ Durham Public Schools  
■ State of North Carolina

#### Rates of Criminal Acts, Bullying, Law Enforcement Referrals, and Arrests (per 1000 Students) <sup>i</sup>

Agency	Criminal Acts	Bullying and Harassment	Referral to Law Enforcement	Arrests
KIPP Durham College Preparatory	8.36	2.79	0.00	0.00
Durham Public Schools	6.78	3.96	9.11	0.06
State of North Carolina	4.69	8.58	1.91	0.08

Chart Table

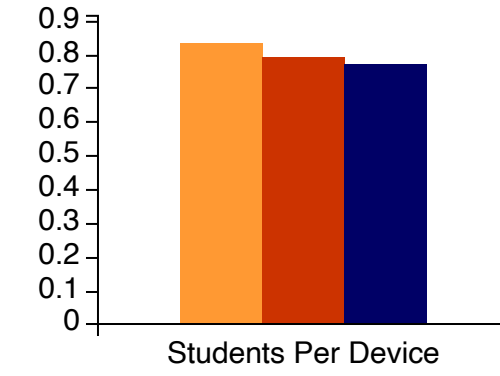
### Chronic Absenteeism <sup>i</sup>



- KIPP Durham College Preparatory
- Durham Public Schools
- State of North Carolina

Chart Table

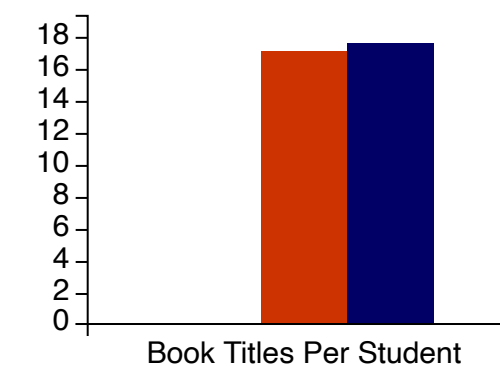
### Students Per Device <sup>i</sup>



- KIPP Durham College Preparatory
- Durham Public Schools
- State of North Carolina

Chart Table

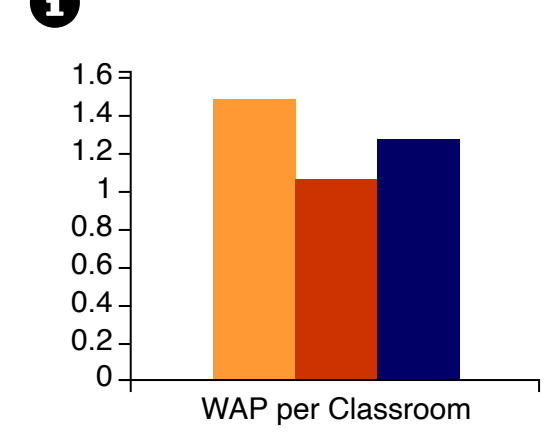
### Book Titles Per Student <sup>i</sup>



- KIPP Durham College Preparatory
- Durham Public Schools
- State of North Carolina

Chart Table

### Wireless Access Points per Classroom <sup>i</sup>




- KIPP Durham College Preparatory
- Durham Public Schools
- State of North Carolina

Chart Table

### Arts Education <sup>i</sup>

The following arts education programs are offered at KIPP Durham College Preparatory.

Dance	Music	Theatre Arts	Visual Arts
			

## 🧠 Strategic Planning 2019-20

This section provides information on KIPP Durham College Preparatory's strategic planning, goals and progress.

- Title 1 Status <sup>i</sup>
- Comprehensive or Targeted Support:
  - Targeted Support and Improvement (TSI) Additional Targeted Support <sup>i</sup>
  - Targeted Support and Improvement (TSI) Consistently Underperforming Subgroups (CU) <sup>i</sup>