



English Español

Gaston College Preparatory

Charter and Non-District Affiliated Schools

School Website:
<http://www.kippenc.org>
(<http://www.kippenc.org>)

Grade Level: K-12 **School Charter:** Yes
320 Pleasant Hill Road, Gaston, NC
27832
(252)308-6932

Title 1 **i**

View Downloadable Report in English
(<https://ncreportcards.ondemand.sas.com/src2/12-School.html>)

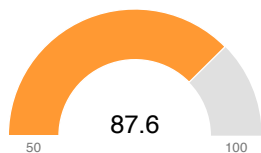
View Downloadable Report in Spanish
(https://ncreportcards.ondemand.sas.com/src2/12-School_Spanish.html)

Compare to Other Schools

2014-15 Overall Performance **i**

Grade History

B 2014-15
GRADE



78

ACADEMIC GROWTH
 Growth Exceeded

PERFORMANCE GRADE
SCORE

Growth Range	Growth Status
50.0-69.9	Not Met
70.0-84.9	Met
85.0-100.0	Exceeded

B 2014-15
EOG MATH GRADE **B**

70

EOG MATH GRADE
SCORE

Growth Met

2014-15
EOG READING GRADE

73

EOG READING GRADE
SCORE

Growth Exceeded

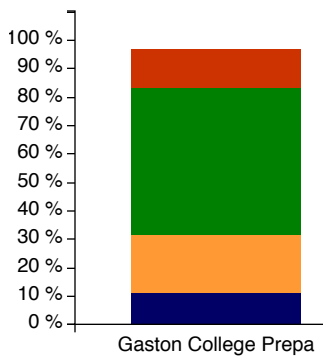
Note - To protect student privacy, any percentage that is greater than or equal to 95% appears as 95%, and any value less than 5% will not appear in the charts below.

2014-15 Student Performance

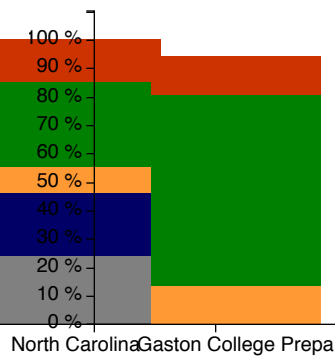
This section describes student performance in various test subject areas. Student test performance is reported as one of five achievement levels . Levels 1 and 2 are below grade level. Level 3 is at grade level. Levels 4 and 5 indicate college and career readiness.

Proficiency in Subject Areas

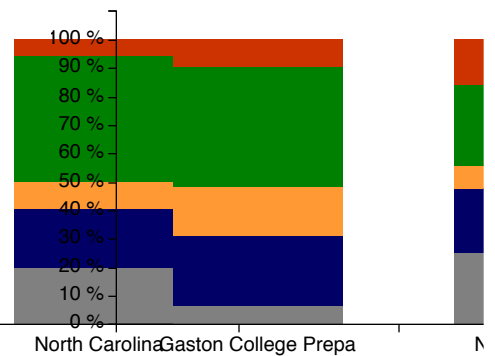
Biology Performance



English II Performance



Math Performance

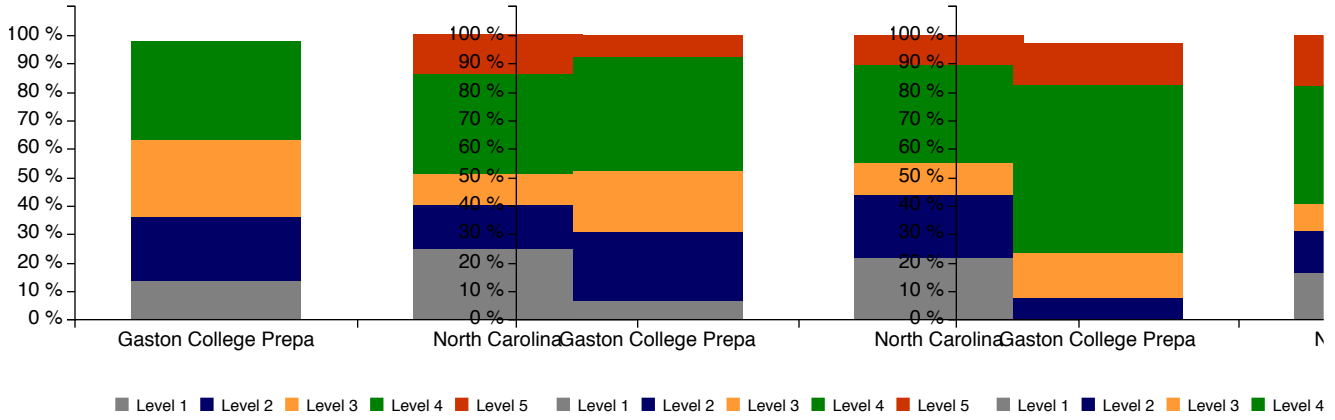


■ Level 1 ■ Level 2 ■ Level 3 ■ Level 4 ■ Level 5 ■ Level 1 ■ Level 2 ■ Level 3 ■ Level 4 ■ Level 5 ■ Level 1 ■ Level 2 ■ Level 3 ■ Level 4

NC Math I Performance

English Language Arts/
Reading Performance

Science Performance



Other Measures

4-YEAR GRADUATION RATE i

Percent graduating within four years at Gaston College Prepa

88.7%

ACT Performance i

Percent Scoring 17 or above at Gaston College Prepa

73.5%

Passing Math III i


Percent Passing at Gaston College Prepa

>=95%

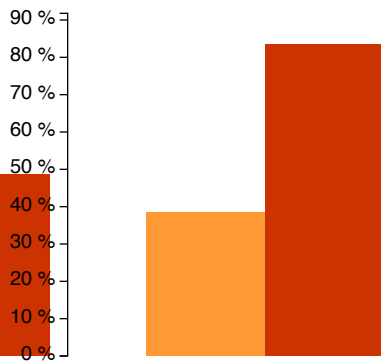
2014-15 Teachers and Qualifications

This section provides information on teachers and their qualifications.

Total Classroom Teachers i



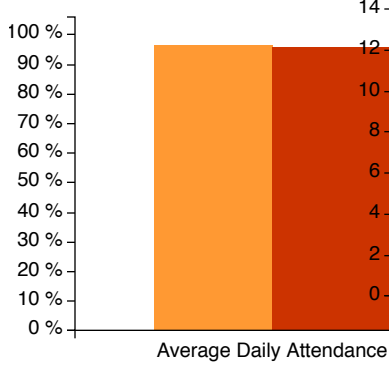
Fully Licensed Teachers i



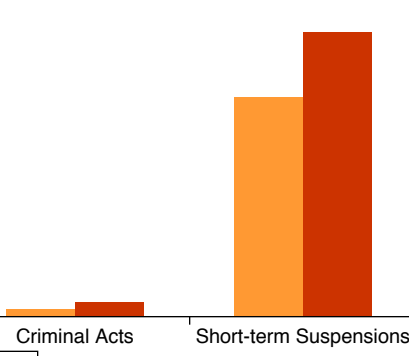
2014-15 School Environment

This section provides information on the school environment and facilities.

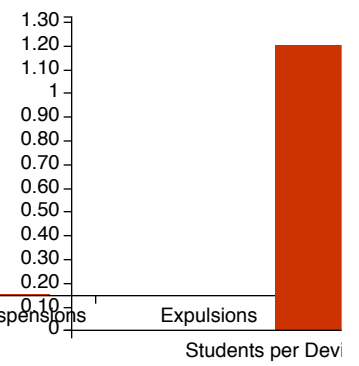
Student Attendance ⓘ



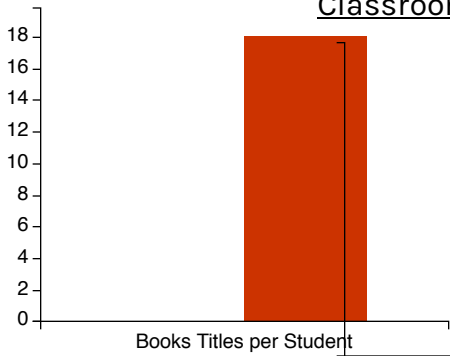
Student Behavior (per 100 students) ⓘ



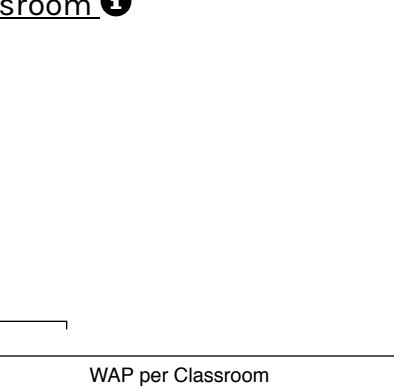
Students per Internet Device ⓘ



Book Titles per Student ⓘ



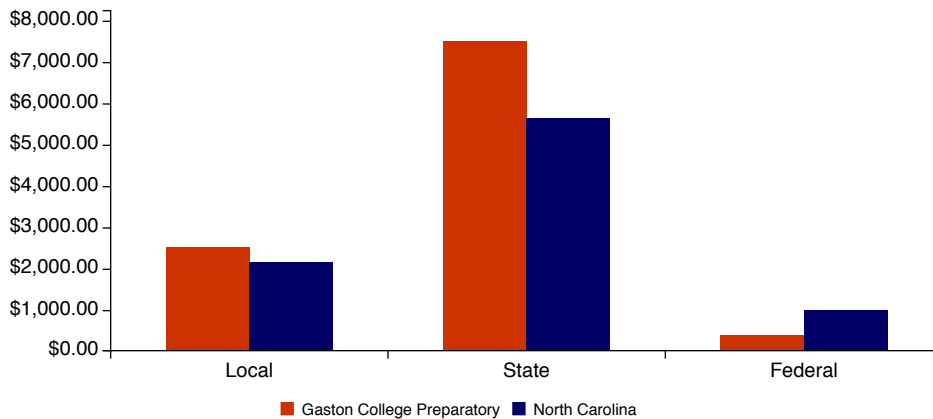
Wireless Access Points per Classroom ⓘ



2014-15 Financial Data

This section provides information on the school funding and expenditures.

Per Pupil Source of Funding



Use of Funds

